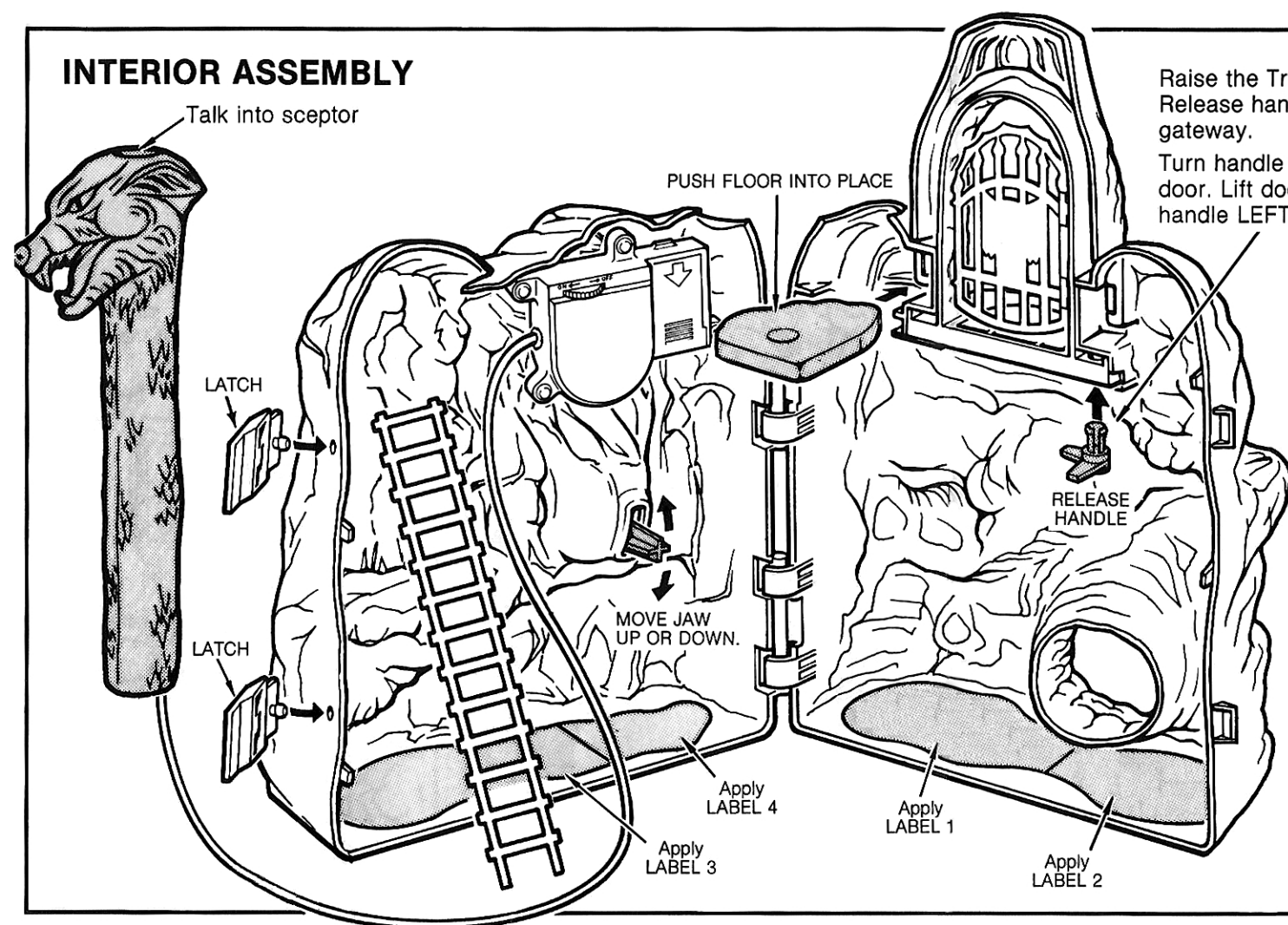
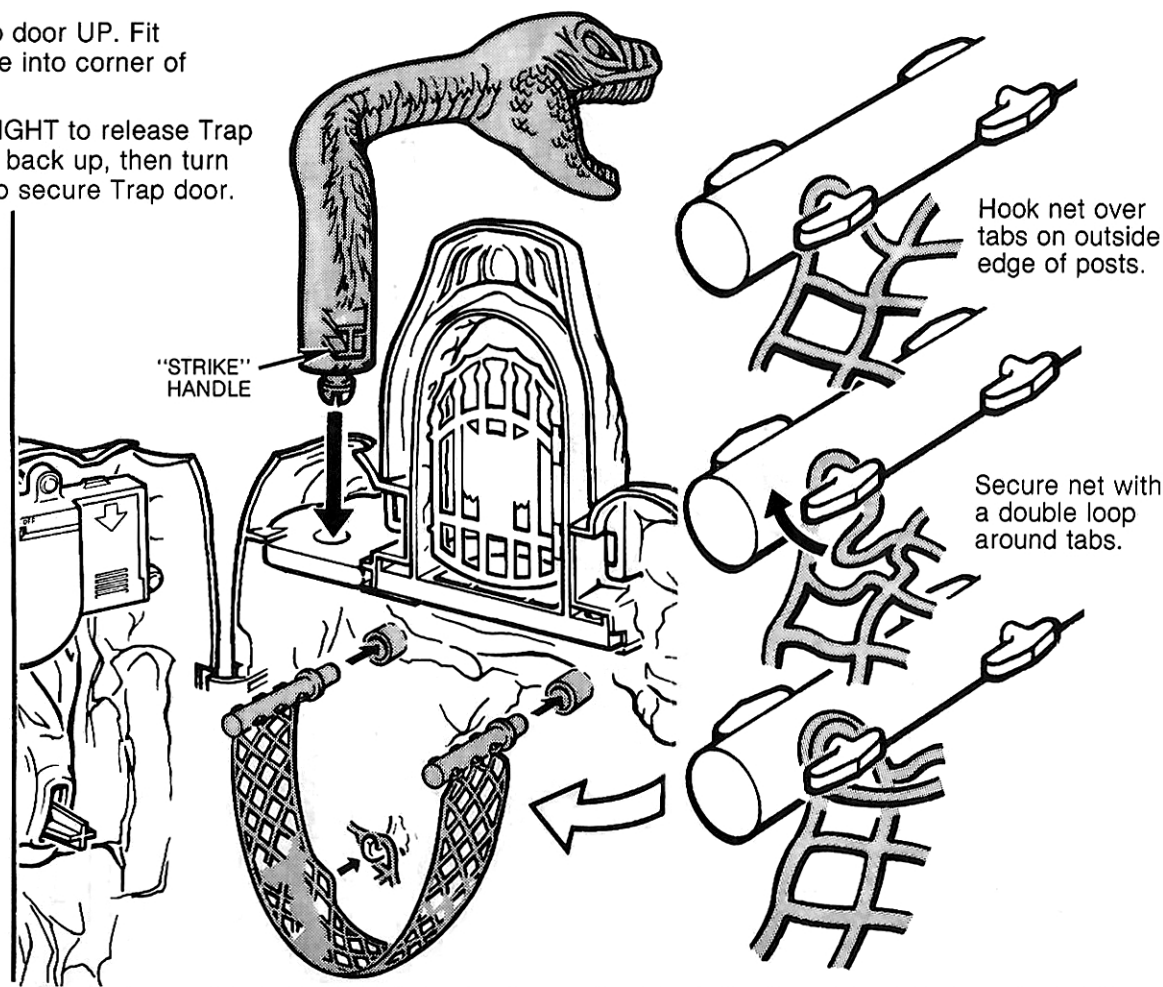


INTERIOR ASSEMBLY



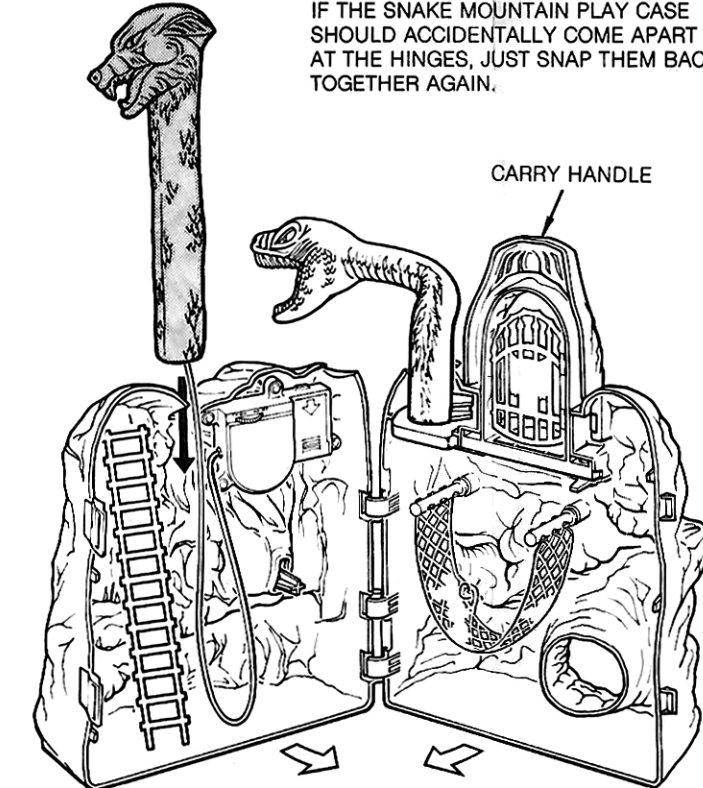
Raise the Trap door UP. Fit Release handle into corner of gateway.

Turn handle RIGHT to release Trap door. Lift door back up, then turn handle LEFT to secure Trap door.



TO STORE

NOTE:
IF THE SNAKE MOUNTAIN PLAY CASE SHOULD ACCIDENTALLY COME APART AT THE HINGES, JUST SNAP THEM BACK TOGETHER AGAIN.



1. Unhook the bridge.
2. Fit ladder in side of Snake Mountain.
3. Close mountain, snap latches, fit Sceptor into opening at top of Snake Mountain.

90-DAY LIMITED WARRANTY

Mattel Toys warrants to the original consumer purchaser of any toy product it manufactures (other than electronic toys and Tuff Stuff® products) that the product will be free of defects in material or workmanship for 90 days from the date of purchase. If defective, return the product along with proof of the date of purchase to either your local dealer or, postage prepaid, to

Consumer Adjustment Center
15930 E. Valley Blvd.
City of Industry, CA 91744

for replacement. This warranty gives you specific legal rights, and you may also have other rights which vary from state to state. This warranty does not cover damage resulting from accident, misuse or abuse.

Send only product to the address listed above.
Send all correspondence to

Consumer Relations
5150 Rosecrans Ave.
Hawthorne, California 90250

or you may phone us toll-free at (800) 421-2887
(Alaska and Hawaii residents phone
(213) 978-6128, 6129, 6130, or 6133).